

CLASICO



SIZES



WATTS



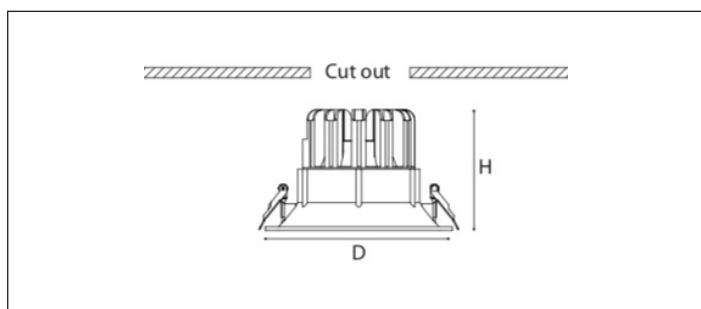
BEAM ANGLES



INGRESS

CLASICO

recessed luminaires
round | fixed



Dimensions (mm)

| | D | H | Cut Out |
|--------|-----|-----|---------|
| Size 1 | 100 | 76 | 85 |
| Size 2 | 140 | 96 | 125 |
| Size 3 | 165 | 112 | 150 |
| Size 4 | 190 | 132 | 170 |

Available Options

| Light Distribution | | Watt | Lumen | Colour Temp | Finishes |
|--------------------|------------|------|-------|-------------|---------------|
| 15 deg | Spot (S) | 9 | 765 | 2700 K | White |
| | 38 deg | | 1275 | | |
| 24 deg | Medium (M) | 20 | 1700 | 3000 K | Black |
| | 60 deg | | 2550 | | |
| | | | | 4000 K | White - Black |

Clasico downlight collection offers multiple options to choose from wattages ranging between 9W - 30W in all standard symmetric beam options and as made available across 4 varied size options to adopt to site requirements within the standard color spectrum.

Special IP44 versions can also be offered on request.

CCT of 5000K and 6000K are also available on request.

Standard protocol for fixed output driver is offered in our article coding. Dimmable driver options are available on request.

Technical Data

CREE **bridgelux** **EPISTAR**

| | |
|------------------------|----------------------------|
| Body | Die Cast Aluminium |
| LED Type | COB |
| Colour Deviation | <2 SDCM |
| Colour Rendering Index | +90 |
| Lumen Maintenance | L90 / B10 50000 hours |
| Driver | Integral |
| Dimmability | DALI (on request) |
| IP Rating | IP 20 & IP 44 (on request) |
| Protection Class | Class II |

Certifications

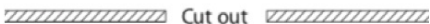
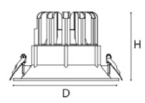
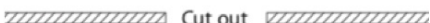
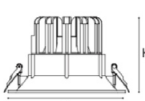

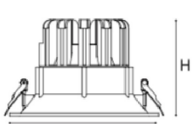

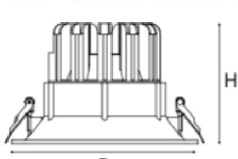


AEWIS

We reserve the right for technical and design changes
For latest product update please refer www.aewis.com

CLASICO

recessed luminaires
round | fixed

| Size 1 | Article Reference | Finish | Watt | Lumen | Colour Temp | Beam Angle |
|--|-------------------|--------|------|---------|-------------|------------|
|   <p>Dia - 100 mm Height - 76 mm Cutout - 85 mm</p> | CL 141 009 2 S | White | 9 | 720 lm | 2700 K | 15 deg |
| | CL 141 009 3 S | White | 9 | 720 lm | 3000 K | 15 deg |
| | CL 141 009 4 S | White | 9 | 720 lm | 4000 K | 15 deg |
| | CL 141 009 2 M | White | 9 | 720 lm | 2700 K | 38 deg |
| | CL 141 009 3 M | White | 9 | 720 lm | 3000 K | 38 deg |
| | CL 141 009 4 M | White | 9 | 720 lm | 4000 K | 38 deg |
| | CL 141 009 2 F | White | 9 | 720 lm | 2700 K | 60 deg |
| | CL 141 009 3 F | White | 9 | 720 lm | 3000 K | 60 deg |
| | CL 141 009 4 F | White | 9 | 720 lm | 4000 K | 60 deg |
| Size 2 | | | | | | |
|   <p>Dia - 140 mm Height - 96 mm Cutout - 125 mm</p> | CL 142 015 2 S | White | 15 | 1200 lm | 2700 K | 15 deg |
| | CL 142 015 3 S | White | 15 | 1200 lm | 3000 K | 15 deg |
| | CL 142 015 4 S | White | 15 | 1200 lm | 4000 K | 15 deg |
| | CL 142 015 2 M | White | 15 | 1200 lm | 2700 K | 38 deg |
| | CL 142 015 3 M | White | 15 | 1200 lm | 3000 K | 38 deg |
| | CL 142 015 4 M | White | 15 | 1200 lm | 4000 K | 38 deg |
| | CL 142 015 2 F | White | 15 | 1200 lm | 2700 K | 60 deg |
| | CL 142 015 3 F | White | 15 | 1200 lm | 3000 K | 60 deg |
| | CL 142 015 4 F | White | 15 | 1200 lm | 4000 K | 60 deg |
| Size 3 | | | | | | |
|   <p>Dia - 165 mm Height - 112 mm Cutout - 150 mm</p> | CL 143 020 2 S | White | 20 | 1700 lm | 2700 K | 15 deg |
| | CL 143 020 3 S | White | 20 | 1700 lm | 3000 K | 15 deg |
| | CL 143 020 4 S | White | 20 | 1700 lm | 4000 K | 15 deg |
| | CL 143 020 2 M | White | 20 | 1700 lm | 2700 K | 38 deg |
| | CL 143 020 3 M | White | 20 | 1700 lm | 3000 K | 38 deg |
| | CL 143 020 4 M | White | 20 | 1700 lm | 4000 K | 38 deg |
| | CL 143 020 2 F | White | 20 | 1700 lm | 2700 K | 60 deg |
| | CL 143 020 3 F | White | 20 | 1700 lm | 3000 K | 60 deg |
| | CL 143 020 4 F | White | 20 | 1700 lm | 4000 K | 60 deg |
| Size 4 | | | | | | |
|   <p>Dia - 190 mm Height - 132 mm Cutout - 170 mm</p> | CL 144 030 2 S | White | 30 | 2550 lm | 2700 K | 15 deg |
| | CL 144 030 3 S | White | 30 | 2550 lm | 3000 K | 15 deg |
| | CL 144 030 4 S | White | 30 | 2550 lm | 4000 K | 15 deg |
| | CL 144 030 2 M | White | 30 | 2550 lm | 2700 K | 38 deg |
| | CL 144 030 3 M | White | 30 | 2550 lm | 3000 K | 38 deg |
| | CL 144 030 4 M | White | 30 | 2550 lm | 4000 K | 38 deg |

AEWIS

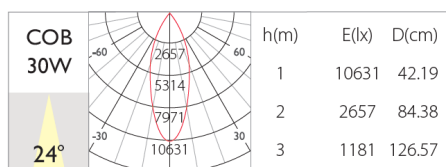
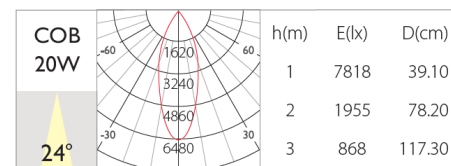
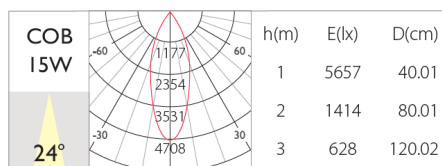
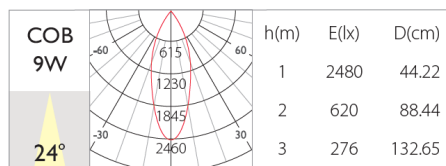
We reserve the right for technical and design changes
For latest product update please refer www.aewis.com

CLASICO

recessed luminaires
round | fixed

| Article Reference | Finish | Watt | Lumen | Colour Temp | Beam Angle |
|-------------------|--------|------|---------|-------------|------------|
| CL 144 030 2 F | White | 30 | 2550 lm | 2700 K | 60 deg |
| CL 144 030 3 F | White | 30 | 2550 lm | 3000 K | 60 deg |
| CL 144 030 4 F | White | 30 | 2550 lm | 4000 K | 60 deg |

Light Distribution Curves



AEWIS

We reserve the right for technical and design changes
For latest product update please refer www.aewis.com.